

Design and Implementation of Boosting Classification Algorithm for Sentiment Analysis on Newspaper Articles

Prabhjot Kaur,

*Research Scholar of RIMT-IET Mandi gobindgarh
Department of Computer Science & Engg*

Rupinder Kaur Gurm

*Assistant Professor at RIMT-TET
Department of Computer Science & Engg*

Abstract — the data mining is the interdisciplinary subfield of computer science. The goal of data mining process is to extract information from the data set and transform it into an understandable form for further use. The objective of this paper is to describe the classification techniques used in news sentiment analysis. Analysis of Sentiment is mostly use for examine movies or internet services for different platform; vary from retail to consumer services. Normally, the aim of analysis of Sentiment is to identify the reaction of orator or author according to few topics or whole circumstantial duality of a file. The reaction can be author or orator idea or identification. The attitude may be bad or good. Sentiment analysis of financial news deals with the identification of positive, negative and neutral news. We performed experiments to measure the accuracy between three algorithms a) SVM b)AdaBoost c)Improved Adaboost.

Keywords—Data Mining; Sentiment analysis; Classifications; References;

I. INTRODUCTION

The process of data mining is the interdisciplinary subfield for computer science. Goal of data mining process is to extract information from the data set and transform it into an understandable form for further use. Generally data mining is the process of analyzing the data from different perspectives and summarizing it into useful information. Data mining is mostly used by companies with a consumer focus retail, financial, communication and marketing organizations. It enables these companies to determine relationships among internal factors such as price, staff skills, and product positioning and external factors such as economic indicators, communication etc. The process of Data mining allocates with the different models which can be mined. On the base of the kind of data to be mined, there are two types of functions included in Data Mining such as descriptive and Classification and Prediction. The descriptive data mining allocates with the common properties of data in database such as mining of associations, mining of clusters, and mining of correlations. The purpose of classification and prediction is to use the model to identify the class of objects of which class label is unknown. The derived model of this classification is based on the analysis of sets of practicing data. This paper is working on the classification techniques used in financial news sentiment analysis. Process of Sentiment techniques are mostly use for examine news or internet services for different platform; vary from retail to

consumer services. Normally, the aim of analysis of Sentiment is to identify the reaction of orator or author according to few topics or whole circumstantial duality of a file. The reaction can be author or orator idea or identification. The attitude may be bad or good. This paper works on how to deal and identify features of news as a pressure format so that it is easily to correctly identify the news as positive, negative and neutral. In this paper we extracted features based on Improved Adaboost algorithm with n-gram approach. This algorithm assigns more weight to the error rate. Our experimental results show the accuracy up to 98% as compare to existing algorithm.

II. RELATED WORK

I have studied various research paper based on news sentiment analysis, in which the authors have worked on several cases of data mining such as dataset, labeling approaches of data news, feature processing which include feature extraction and feature selection, and machine learning methods for classification.

The author “Mostafa Karamibekr, Faculty of Computer Science University of New Brunswick Fredericton, NB, Canada” [2012][1] has worked on the **sentiment analysis of social issue**. In this research paper the author has conducted a statistical investigation on the differences between sentiment analysis of products and social issues. To find the difference between products and social issue the author has used the different techniques such as SVM (Support Vector Machine), and Unsupervised Techniques. The unsupervised techniques are used to classify the sentiment polarity of a document. On the statistical analysis the author’s research paper showed that the social issues are different from products and services because it is not easy to define features for social issues as the case for products and services. Moreover, while in the domain of products and services, adjectives are more descriptive; in the social domains verbs are more useful to express opinions. Author has concluded that the traditional classification techniques and feature-based sentiment analysis may not be applicable for sentiment analysis of social issues.

The author “V.K. Singh, R. Piryani, A. Uddin, Department of Computer Science, South Asian University, and New Delhi, India”[2013][2] has worked on **specific features based on the sentiment analysis of**

movie reviews. In this paper author has used a SentiWordNet based scheme with two different linguistic feature selections comprising of adjectives, adverbs and verbs and n-gram feature extraction. He has also used SentiWordNet scheme to compute the document-level sentiment for each movie reviewed and compared the results with results obtained using Alchemy API. To find the accurate result he has used the two schemes such as SWN (AAC) and SWN (AAAVC). SWN (AAAVC) produces the most accurate results with verb score weight age factor of 30%. The SWN (AAC) method is close to the performance level of SWN (AAAVC), but it's the later method which has a marginal edge over it.

The author "Prashant Raina, School of Computer Engineering, Nanyang Technological University, Singapore" [3][2013] has worked on Sentiment Analysis in News Articles Using Sentic Computing. In this paper the author has found the 71% result accuracy in classification with 91% precision for neutral sentences and F-measures 59%, 66% and 79% for positive, negative and neutral sentences, etc. The conclusion of this paper is that this paper is feasible to use sentic computing for fine-grained sentiment analysis in news articles.

The author "P'al-Christian and Jon Atle Gulla, Department of Computer and Information Science, Norwegian University of Science and Technology" [4][2014] has worked on sentiment analysis of financial news. In this paper the author's purpose is to evaluate the features of financial news analysis. The conclusion of this paper is that author has found J48 classification trees to yield the highest classification performance, closely followed by Random Forrest (RF), in line studies and in opposition to the antedated conception that Support Vector Machines (SVM) is superior in this domain.

The author "Jinyan Li, Simon Fong, Yan Zhuang Department of Computer and Information Science University of Macau Taipa, Macau SAR" [5] [2013]has worked on hierarchical classification of sentiment analysis. The author has evaluated the effects of the approach in different combination of classification algorithms and filtering schemes.

The author "S Padmaja, Dept. of CSE, UCE, Osmania University, Hyderabad" [6][2014] has compared the sentiment news articles. The Author's comparison study focused on detecting the polarity of content i.e., positive and negative effects from good or bad news for three different Indian political parties. Thus by extracting the average predicted performance author observed that the choice of certain words used in political text was influencing the Sentiments in favor of UPA which might be one of the causes for them be the winners in Elections 2009.

UBALE SWATI, CHILEKAR PRANALI, SONKAMBLE PRAGATI [7] implemented naïve bayes classifier on news articles. They proposed a conceptual framework for analyzing the polarity of news articles.

III. PROPOSED WORK

OBJECTIVES:

- 1) Collection and preprocessing of raw data for newspaper articles.
- 2) Filtration and feature selection using n-grams.
- 3) Applying hybrid classification algorithm on collected data.
- 4) Analyze the performance and compare it with the existing algorithm.

Tool used:

Java netbeans

Problem Formulation:

In the base paper, SVM algorithm is used that depends on the choice of the kernel for the classification like linear and radial basis used in paper. Also SVMs is the highly algorithmic complex. Therefore we have proposed a new classification algorithm approach by using AdaBoost algorithm for the same and also improving the performance of AdaBoost. Boosting is the machine learning method for improving the performance of any learning algorithm on the idea of creating a high accurate prediction rule by combining various weak classifiers and non appropriate rules. It was first presented by Schapire and Freud. Further research on boosting techniques introduced a new boosting algorithm called AdaBoost Algorithm.

AdaBoost Features:

1. Programming of AdaBoost is easy and it gives better and quick results.
2. AdaBoost Works fine with other different machine learning algorithms.
3. AdaBoost works well with large number of training datasets.
4. The Weak Learners cannot be too complex or too simple.

IV. METHODOLOGY

- 1) Collection of raw data and then apply filtering techniques to make that raw data into structured format: Filtering techniques like String to Word Vector and n-gram feature selection.
- 2) Applying the AdaBoost algorithm on the collected data and classify the data according to the class attribute.

AdaBoost Algorithm

It assigned a weight for each leaning object. After training the previous classifier, weight of the learning objects is updated so that next classifier pay more attention to the object if it is not accurately classified by previous classifier. The assigned weight is used to vote for each classifier. If there is less error rate of classifier then more weight assigned to its vote. This training process is repeated. The weight of classifiers which voted for an object of a class is added. The class which gains higher total weight is the final class and it will introduced as the predictive class for that object.

Learning Algorithm is Decision stump

Model generation

Assign equal weight to each training instance

For *t* iterations:

Apply learning algorithm to weighted dataset, store resulting model

Compute model's error *e* on weighted dataset

If *e* = 0 or *e* >= 0.5:

Terminate model generation

For each instance in dataset:

If classified correctly by model:

Multiply instance's weight by *e*/(1-*e*)

Normalize weight of all instances

Classification

Assign weight = 0 to all classes

For each of the *t* (or less) models:

For the class this model predicts

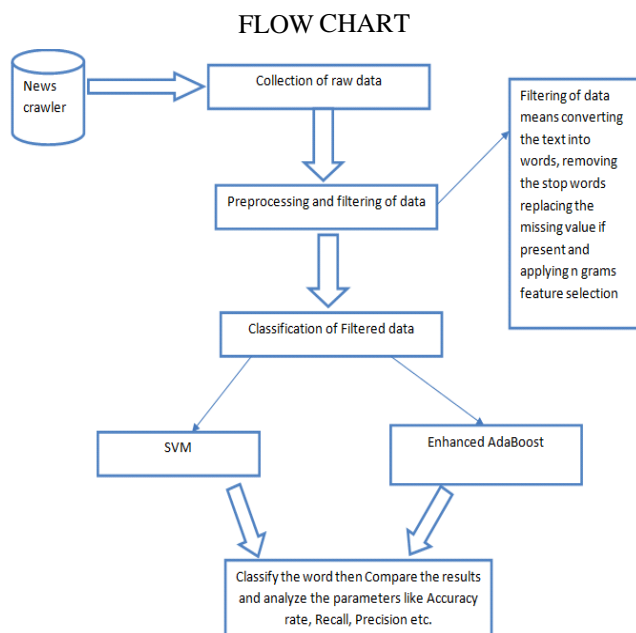
Add -log *e* / (1-*e*) to this class's weight

Return class with highest weight

3) Apply the enhanced AdaBoost algorithm for classification.

1. Replace the weak learner of AdaBoost with hybrid classifier that contains AdaBoost algorithm is hybridized on the basis of average of their probabilities.
2. Add more decision making conditions while calculating the class for model prediction i.e. on the basis of error rate adds more weight to class that will give better class for the prediction.

4) Analyze the performance parameters like FP rate, TP rate, Recall, Precision of SVM, AdaBoost and new proposed enhanced algorithm and Compare the results of three.



V. EXPERIMENTS AND RESULTS

1. **Dataset:** In this paper I have worked on 112 dataset, in which 34 are negative, 34 are positive and 44 are neutral news. I have compared the accuracy of three algorithms on the basis of these data sets.

2. **Parameters:** There are the parameters which are used in the algorithms.

Precision and Recall: Precision and Recall are the parameters used for evaluating the performance of text mining.

$$\text{Precision} = \frac{\text{True Positive}}{\text{True Positive} + \text{False Positive}}$$

$$\text{Recall} = \frac{\text{True Positive}}{\text{True Positive} + \text{False Negative}}$$

F-Measure: F-Measure is the balance between Precision and Recall.

$$\text{F measure} = \frac{2 * \text{recall} * \text{precision}}{\text{precision} + \text{recall}}$$

Accuracy: Accuracy is measurement for classification performance.

$$\text{Accuracy} = \frac{\text{True Positive} + \text{True Negative}}{\text{True Positive} + \text{False Positive} + \text{True Negative} + \text{False Negative}}$$

VI. RESULTS

I have collected the 132 news data set which include 34 positive ,34 negative and 44 neutral news and out of 32 data set 20 news are unlabeled. The unlabelled data set are my training dataset. On the training data set the improved adaboost algorithm identify that which news is positive negative and neutral. I have compared the three algorithms. In which the accuracy of improved adaboost is higher than all (99%).

Figure 1 describes the performance of SVM, ADABOOST, and IMPROVED ADABOOST ALGORITHM.

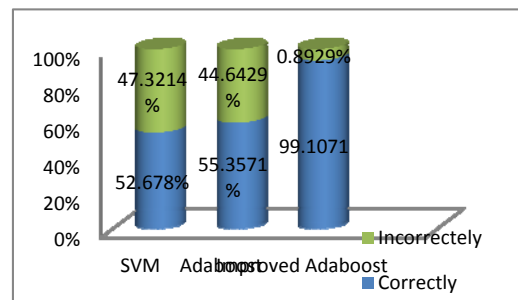


Fig.1 Performance of Mining Algorithms

Table 1 represents the comparison accuracy by class attribute.

	SVM	Adaboost	Improved Adaboost
Kappa Statistic	0	0.2441	0.9857
Mean absolute error	0.3155	0.4201	0.199
Root mean squared error	0.5617	0.4485	0.2254
Relative absolute error	78.6916%	99.0548%	47.8823%

Table 1: Detailed comparison of accuracy by the class attribute

For all mining Algorithms detailed accuracy were calculated which includes parameter as TP rate, FP rate, Precision, Recall, F-measure and ROC area.

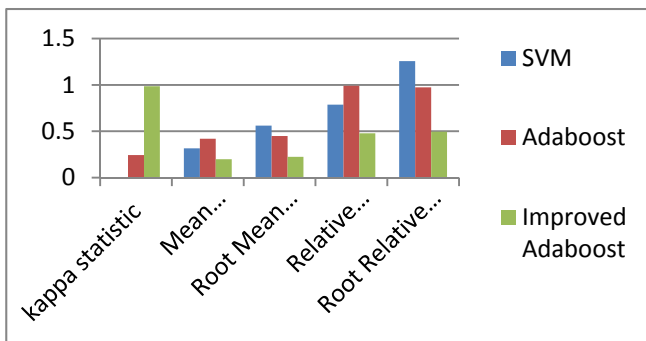


Fig.2 Evaluation of Parameter

VII. CONCLUSION

In summary I have studied the lot of paper .In the base paper the accuracy of SVM is 70%.I have improved the performance of algorithm using the combination of naïve bays and Decision stump which provides the vote and calculate the average of each parameters. In this paper I have filtered the dataset using n-gram approach. In my paper the accuracy of improved Adaboost is 99.1% on the base of news Classification. Future work can be done on the news title by using other Meta learning algorithm.

REFERENCES

- [1] Mostafa Karamibekr, "Sentiment Analysis of Social Issues," Faculty of Computer Science, University of New Brunswick Fredericton, NB, Canada, 2012 .IEEE standards.
- [2] V.K. Singh, R. Piryani, A. Uddin, "Sentiment Analysis of movie reviews", Department of Computer Science, South Asian University,2013 IEEE standards.
- [3] Prashant Raina, "Sentiment Analysis in News Articles Using Sentic Computing," School of Computer Engineering, Nanyang Technological University ,Singapore, 2013 IEEE standards.
- [4] Jon Atle Gulla, "Evaluating Features sets and classifiers for sentiment analysis of financial news ", Department of Computer and Information Science, Norwegian University of Science and Technology,2014 IEEE standards.
- [5] Jinyan Li, Simon Fong, Yan Zhuang,"Hierarchical Classification in Text Mining for Sentiment Analysis", Department of Computer and Information Science,2014 IEEE standards.
- [6] Padmaja," Comparing and Evaluating the Sentiment on Newspaper Articles" Department Of CSE, Hyderabad,Science and information conference 2014.
- [7] Saraswathi, K., and A. Tamilarasi. "A Modified Metaheuristic Algorithm for Opinion Mining." International Journal of Computer Applications 58.11 (2012): 43-47.
- [8] Arora, HarpreetKaur. "Opinion Mining Task and Techniques: A Survey."International Journal of Advanced Research in Computer Science,May/Jun2013, Vol. 4 Issue 3, p283-287. 5p.
- [9] Pak, Alexander, and Patrick Paroubek. "Twitter as a Corpus for Sentiment Analysis and Opinion Mining." LREC.Vol. 10. 2010.
- [10] Goodarzi, Marjan, Maryam TayefehMahmoudi, and RaminZamani. "A framework for sentiment analysis on schema-based research content via lexical analysis." Telecommunications (IST), 2014 7th International Symposium on.IEEE, 2014.
- [11] Scholz, Thomas, Stefan Conrad, and Isabel Wolters. "Comparing different methods for opinion mining in newspaper articles." Natural Language Processing and Information Systems.Springer Berlin Heidelberg, 2012.259-264.
- [12] Mahendran, Anand, et al. "Opinion Mining For Text Classification." Tech., Inst., Cognition and Learning, International Journal of Scientific Engineering and Technology (ISSN: 2277-1581) Volume 2 (2013): 589-594.
- [13] www.ee.columbia.edu/~vittorio/UnsupervisedLearning.pdf.
- [14] Liao, Shu-Hsien. "Expert system methodologies and applications—a decade review from 1995 to 2004." Expert systems with applications 28.1 (2005): 93-103.
- [15] Angulakshmi, G., and R. ManickaChezian. "An analysis on opinion mining: techniques and tools." International Journal of Advanced Research in Computer Communication Engineering 3.7 (2014): 7483-7487.